



● The STIHL Network

No. 1 Selling Chainsaws Brand Worldwide

- 18,200 employees group-wide
- Globally positioned in 5 continents
- Represented in over 160 countries
- 41 STIHL owned sales-subsidiaries
- Independent 126 importers & more than 54,000 STIHL Authorized Dealers



All petrol operated equipment

All electric / cordless equipment

Chainsaws

Petrol Operated

MS-170



Displacement	Power Output	Weight
30.1cm ³	1.3Kw/1.8hp	3.9Kg*

MS-180



Displacement	Power Output	Weight
31.8cm ³	1.5Kw/2hp	3.9Kg*

MS-194 T



Displacement	Power Output	Weight
31.8cm ³	1.4Kw/1.9hp	3.3Kg*

MS-210



Displacement	Power Output	Weight
35.2cm ³	1.6Kw/2.2hp	4.4Kg*

MS-230



Displacement	Power Output	Weight
40.2cm ³	2.0Kw/2.7hp	4.6Kg*

MS-250



Displacement	Power Output	Weight
45.4cm ³	2.3Kw/3.1hp	4.6Kg*

MS-260



Displacement	Power Output	Weight
50.2cm ³	2.6Kw/3.5hp	4.8Kg*

MS-361



Displacement	Power Output	Weight
59.0cm ³	3.4Kw/4.6hp	5.6Kg*

MS-382



Displacement	Power Output	Weight
72.2cm ³	3.9Kw/5.3hp	6.2Kg*

MS-462



Displacement	Power Output	Weight
72.2cm ³	4.4Kw/6.0hp	6.0Kg*

MS-651



Displacement	Power Output	Weight
91.1cm ³	5.0Kw/6.8hp	7.4Kg*

MS-661



Displacement	Power Output	Weight
91.1cm ³	5.4Kw/7.3hp	7.4Kg*

Petrol Operated

MS-880 / MS 881



Displacement	Power Output	Weight
121.6cm ³	6.4Kw/8.7hp	9.8Kg*

Electric Operated

MSE-141 C-Q



Rated Voltage	Power Output	Weight
230V	1.4Kw	3.6Kg*

MSE-170 C-BQ



Rated Voltage	Power Output	Weight
230V	1.7Kw	3.8Kg*

MSE-190 C-BQ



Rated Voltage	Power Output	Weight
230V	1.9Kw	3.8Kg*

MSE-210 C-BQ



Rated Voltage	Power Output	Weight
230V	2.1Kw	4.0Kg*

MSE-230 C-BQ



Rated Voltage	Power Output	Weight
230V	2.3Kw	4.1Kg*

MSE-250 C-Q



Rated Voltage	Power Output	Weight
230V	2.5Kw	4.6Kg*

Battery Operated

MSA-140 C



Battery	Battery Running Time	Weight
AK 20	up to 40 min	2.3Kg*

MSA-160 C



Battery	Battery Running Time	Weight
AP 300	up to 50 min	2.7Kg*

MSA-200 C



Battery	Battery Running Time	Weight
AP 300	up to 45 min	2.9Kg*

Pole Pruners

Petrol Operated

HT 75

Displacement	25.4cm ³
Power Output	0.95Kw/1.3hp
Weight	6.6Kg*
Reach From Ground	5m



Battery Operated

HTA 66

Battery	AP 300
Battery Running Time	up to 55 min
Weight	3.3Kg*
Total Length	240cm
Reach From Ground	3.2m



HTA 86

Battery	AP 300
Battery Running Time	up to 55 min
Weight	4.6Kg*
Total Length	270-390cm
Reach From Ground	5m



Brushcutters / Grass Trimmers

Petrol Operated

FS 55

Displacement
27.2cm³

Power Output Time
0.75Kw/0.9hp

Weight
5.0Kg*



FS 120

Displacement
30.8cm³

Power Output Time
1.3Kw/1.8hp

Weight
6.3Kg*



FS 230

Displacement
40.2cm³

Power Output Time
1.55Kw/2.1hp

Weight
7.5Kg*



FS 250

Displacement
40.2cm³

Power Output Time
1.6Kw/2.2hp

Weight
6.3Kg*



FS 350

Displacement
40.2cm³

Power Output Time
1.60Kw/2.2hp

Weight
7.3Kg*



FS 380

Displacement
40.2cm³

Power Output Time
2.0Kw/2.7hp

Weight
7.3Kg*



FS 400 / FS 410

Displacement
40.2cm³

Power Output Time
1.9Kw/2.6hp

Weight
8Kg*



FS 450 / FS 460

Displacement
44.3cm³

Power Output Time
2.1Kw/2.9hp

Weight
8Kg*



Cutting Tools



2-Teeth grass cutting blade



AutoCut mowing head



Brush Knife



4-teeth grass cutting blade



Circular Saw blade, scratcher tooth



Circular Saw blade, chisel tooth



Circular Saw blade



Shredder Knife



Nylon trimmer lines

Brushcutters / Grass Trimmers

Electric Operated

FSE 52



Rated Voltage	Power Output	Weight
230V	500W	2.2Kg*

FSE 81



Rated Voltage	Power Output	Weight
230V	1000W	4.7Kg*

Battery Operated

FSA 45

Battery
Integral Battery

Battery Voltage
18V

Battery Running Time
up to 20 min

Weight
2.3Kg*



FSA 57

Battery
AK 10

Battery Voltage
36V

Battery Running Time
up to 25 min

Weight
2.4Kg*



FSA 90

Battery
AP 300

Battery Running Time
up to 45 min

Weight
3.2Kg*



Backpack Brushcutters

Petrol Operated

FR 3001



Displacement
30.5cm³

Power Output
0.81Kw/1.1hp

Weight
9.4Kg*

FR 230



Displacement
40.2cm³

Power Output
1.55Kw/2.1hp

Weight
10.5Kg*

FT 250



Displacement
40.2cm³

Power Output
1.6Kw/2.2hp

Weight
6.3Kg*

MultiTools

Petrol Operated

MM 56 - MultiEngine



Working Width
27.2cm
Power Output
0.85Kw/1.2hp
Weight
8.25Kg*

MF-MM Dethatcher



Working Width
50cm
Weight
8.3Kg*

BK-MM Bolo Tines



Working Width
22cm
Weight
2.0Kg*

RL-MM Aerator



Working Width
20cm
Weight
2.0Kg*

BK-MM Pick Tines



Working Width
22cm
Weight
2.0Kg*

KB-MM Power Brush



Working Width
60cm
Weight
3.7Kg*

KB-MM Bristle Brush



Working Width
60cm
Weight
4.2Kg*

FC-MM Edge Trimmer



Weight
0.8Kg*

KA Series for Various Applications

Petrol Operated

Paddy Weeder KA 120

Displacement
30.8cm³
Power Output
1.3Kw/1.8hp



Paddy Weeder
Attachment

KA Multi Tool Attachments



Pick Tine



Bolo Tines



Auto Cut



Brush Knife



Circular Saw Blade



Paddy Harvester
Attachment

Hedge Trimmers

Petrol Operated

HS 45



Displacement	Power Output	Weight	Bar Length
27.2cm ³	0.75Kw/ 1.0hp	4.7Kg*	45cm

HS 82 R/T **



Displacement	Power Output	Weight	Bar Length-R	Bar Length-T
22.7cm ³	0.7Kw/ 1.0hp	4.9Kg*	60cm	50cm 60cm


HS 52



Displacement	Power Output	Weight	Bar Length
27.2cm ³	0.75Kw/ 1.0hp	5Kg*	30cm 60cm


**Variant R (Cutting)

- Wider Tooth Spacing
- Larger Teeth
- Gear Transmission Ratio delivers high cutting power
- For large Volume Pruning & Clearing, heavier Scrub on Large Tough Edges



**Variant T (Trimming)

- Narrow Tooth Spacing
- Smaller Teeth
- Gear Transmission Ratio enables a higher Stroke rate
- For Perfect Trimming and Contouring



Electric Operated

HSE 42



Rated Voltage	Power Output	Weight	Bar Length
230V	420W	3.0kg*	45cm

HSE 52



Rated Voltage	Power Output	Weight	Bar Length
230V	460W	3.1kg*	45cm

HSE 71



Rated Voltage	Power Output	Weight	Bar Length
230V	600W	4.1kg*	70cm

HSE 81



Rated Voltage	Power Output	Weight	Bar Length
230V	650W	4.1kg*	70cm

Hedge Trimmers

Battery Operated

HSA 45



Battery - Integral Battery
 Weight - 2.4Kg*
 Battery Running Time - up to 40 min.

HSA 56



Battery - AK 10
 Weight - 2.9Kg*
 Battery Running Time - up to 50 min.

HSA 66



Battery - AP 100
 Weight - 3.1Kg*
 Battery Running Time - up to 72 min.

HSA 86



Battery - AP 200
 Weight - 3.0Kg*
 Battery Running Time - up to 144 min.

Long Reach Hedge Trimmer

Battery Operated

HLA 86

Battery - AP 300
 Energy Content - 227wh
 Battery Running Time up to 180 min

Weight	Total Length
4.8Kg*	260-330cm



Handheld Pruner & Shrub Shear

Battery Operated

GTA 26



Voltage	Battery Energy	Battery Running Time	Weight
10.8V	28wh	up to 25min	1.2Kg*

HSA 26



Voltage	Battery Energy	Battery Running Time	Weight
10.8V	28wh	up to 110min	0.8Kg*

Harvester - Palm Cutter

Concrete Cutter

Petrol Operated

PC 70 / 75



SICKLE

PC 70

Product	Displacement	Power	Weight
PC 70	25.4cm ³	0.95kw/1.3hp	6.2Kg
Reach From Ground	Standard Length	Cutting Attachment	
3 meter	212 cm	Chisel / Sickle	

PC 75

Product	Displacement	Power	Weight
PC 75	25.4cm ³	0.95kw/1.3hp	8.4Kg
Reach From Ground	Standard Length	Cutting Attachment	
5.5 meter	min - 290cm 390cm	Chisel / Sickle	

CHISEL



Petrol Operated

GS 461



Displacement	Power Output	Weight	Cutting Depth
76.5cm ³	4.3Kw/5.8hp	7.6Kg*	15.7cm

Earth Augers

Petrol Operated



One Man
Operated Earth Auger

BT 131

Displacement	Power Output	Weight	Drill Diam
36.3cm ³	1.4Kw/1.9hp	10Kg*	40mm to 300mm

Handheld Blowers

Petrol Operated



BG 50



BG 86



BGE 81

Electric Operated

Models	Displacement	Weight	Sound Pressure Level*	Sound Power Level*	Vibration Level Right**	Air Throughput***	Max. Air Throughput***	Air Speed****
BG 50	27.2cm ³	3.6Kg*	92 dB(A)	105 dB(A)	10.5 ms ²	700m ³ /h	730m ³ /h	71m/s
BG 86	27.2cm ³	4.4Kg*	90 dB(A)	104 dB(A)	2.5 ms ²	755m ³ /h	810m ³ /h	89m/s

Models	Rated Voltage	Power Output	Weight	Sound Pressure Level*	Sound Power Level*	Vibration Level Right**	Max. Air Throughput***	Air Speed****
BGE 81	230V	1.4kw	3.3Kg*	89 dB(A)	103 dB(A)	4.1 ms ²	750m ³ /h	82m/s

Handheld Blowers

Battery Operated

BGA 45



Battery	Air Speed	Battery Running Time	Weight
Integral Battery	38 m/s	up to 10 min	2.2Kg*

BGA 57



Battery	Air Speed	Battery Running Time	Weight
AK 20	55m/s	up to 22 min	2.3Kg*

BGA 86



Battery	Air Speed	Battery Running Time	Weight
AP 300	69m/s	up to 21 min	2.8Kg*

BGA 100



Battery	Air Speed	Battery Running Time	Weight
AR 3000	63m/s	up to 395/75 min. (Stage 2/3)	2.5Kg*

Backpack Battery (Li-ion)

AR 1000



Battery	Weight	Battery Energy
AR 1000	5.5kg	626wh

AR 2000



Battery	Weight	Battery Energy
AR 2000	7.8kg	916wh

AR 3000



Battery	Weight	Battery Energy
AR 3000	8.1kg	1148wh

Vacuum Shredders

Petrol Operated

Electric Operated



ACCESSORIES



Models	Rated Voltage	Power Output	Displacement	Weight	Sound Pressure Level*	Sound Power Level*	Vibration Level Right**	Air Throughput***
SH 86	-	-	27.2cm ³	5.6Kg*	93 dB(A)	106 dB(A)	2.5/1.9 m/s ²	770m ³ /h
SHE 71	230V	1.1kw	-	4.1Kg*	85 dB(A)	101 dB(A)	1.2/0.8 m/s ²	580m ³ /h
SHE 81	230V	1.4kw	-	4.4Kg*	88 dB(A)	103 dB(A)	5.6/2.6 m/s ²	650m ³ /h

Sweeping Machines

Battery Operated

KGA 770

Battery | Battery Running Time

AP 100	up to 84 min
AP 200	up to 168 min
AP 300	up to 210 min

Models	Sweep Width (cm)	Container Capacity (l)	Weight(kg)	For Areas Upto (m ²)
KG 770 (Manual)	77	50	13	1500
Models KGA 770	77	50	16	2000



High-Pressure Cleaners

Electric Operated



RE 90	RE 100	RE 110	RE 120	RE 120 Plus	RE 130 Plus	RE 150	RE 272 Plus
Max Pressure 120 bar	Max Pressure 120 bar	Max Pressure 120 bar	Max Pressure 140 bar	Max Pressure 140 bar	Max Pressure 150 bar	Max Pressure 180 bar	Max Pressure 200 bar
Operating Pressure 10-100 bar	Operating Pressure 10-100 bar	Operating Pressure 10-110 bar	Operating Pressure 10-125 bar	Operating Pressure 10-125 bar	Operating Pressure 10-135 bar	Operating Pressure 10-140 bar	Operating Pressure 45-150 bar
Max. Water Throughput 520 l/h	Max. Water Throughput 440 l/h	Max. Water Throughput 440 l/h	Max. Water Throughput 500 l/h	Max. Water Throughput 500 l/h	Max. Water Throughput 500 l/h	Max. Water Throughput 612 l/h	Max. Water Throughput 620 l/h
Power Consumption 1.8kw	Power Consumption 1.7kw	Power Consumption 1.7kw	Power Consumption 2.1kw	Power Consumption 2.1kw	Power Consumption 2.3kw	Power Consumption 2.9kw	Power Consumption 3.0kw

Vacuum Cleaners

Electric Operated

ACCESSORIES



SE 33



SE 62



SE 122



Models	Max. Vacuum (mbar)	Suction Flow (l/min)	Container Volume (l)	Mains Voltage (V/Hz)	Max. Power Consumption P max (kW)	Weight Ready for Operation (kg)	Sound Pressure Level* (dB(A))	Suction Hose Length (m)	Hose Diameter (mm)
SE 33	210	3600	12	230/50	1.4	5.4	73	2	37
SE 62	210	3600	20	230/50	1.4	7.5	70.9	2.5	32
SE 122	250	3700	30	230/50	1.5	12.1	62	3.0	36

Mistblowers

Petrol Operated



SR 5600

Displacement	Weight
56.5cm ³	11.2Kg*



SR 420

Displacement	Weight
56.5cm ³	11.1Kg*



SR 450

Displacement	Weight
63.3cm ³	12.8Kg*

Backpack Blowers

Petrol Operated



BR 420

Displacement	Weight	m ³ /h
56.5cm ³	9.1Kg*	1260



BR 550

Displacement	Weight	m ³ /h
64.8cm ³	9.9Kg*	1490



BR 600

Displacement	Weight	m ³ /h
64.8cm ³	9.8Kg*	1720

Cut-Off Saws

Petrol Operated



TS 420

Displacement	Power Output	Weight
66.7cm ³	3.2kw/4.4hp	9.6Kg*
Cutting Wheel Dia 300/350mm		
Cutting Depth 100/125mm		



TS 800

Displacement	Power Output	Weight
98.5cm ³	5.0kw/6.8hp	12.7Kg*
Cutting Wheel Dia 300/350/400mm		
Cutting Depth 100/125/145mm		

Battery Operated



TSA 230

Weight Without Battery - 3.9kg		
Battery Running Time (min) (AP300) - 18min Battery Running Time (min) Back Pack AR 3000 - 95min		
Cutting Wheel Dia 230mm		
Cutting Depth 70mm		

Farmer Range

Petrol Operated

Water Pump WP 230



Displacement	Power Output (kW/hp)	Dry Weight	Max. Delivery Head (m)	Max. Suction Head (m)
40.2cm ³	1.55Kw/2.1hp	11.3kg*	27 meter	8 meter
Max. Discharge (L/m) - 250 L/min				

Petrol Operated

Power Weeder BC 230



Displacement	Power Output (kW/hp)	Cultivation Width	Cultivation Depth	Weight
40.2cm ³	1.55Kw/2.1hp	30cm	75mm / 3inch	20kg*
*Without cutting tool				

Portable Sprayer

Petrol Operated

SG 230



Displacement	Power Output (kW/hp)	Weight	Volume Flow Rate (liter/mm)	Working Pressure (Bar)	Delivery Hose Length (m)
40.2cm ³	1.55Kw/2.1hp	13kg*	12.2	5-40	50m

Earth Auger

Petrol Operated

BT 230



*Weight without drills

Displacement	Power Output (kW/hp)	Weight	Auger Sizes (mm)
40.2cm ³	1.55Kw/2.1hp	10.9kg*	100,150, 200,300
Max. Torque (Nm/RPM) - 1.9/6000			

Power Weeders

Petrol Operated

MH 610



Engine Type- STIHL EHC 600
4 – Stoke, Air cooled,
Single Cylinder,
with Petrol Engine

Displacement (cc)	Max Power (HP)	Drive (kW/hp)	Transmission
212cm ³	6.0	Belt Drive	Forward 2, Reverse 1

Working Depth (inch)	Working Width (cm/ft)	Fuel Tank Capacity(L)	Weight (Kg)
5"	78cm/2 ½ft	3.6	60

MH 710



Engine Type- STIHL EHC 700
4 – Stoke, Air cooled,
Single Cylinder,
with Petrol Engine

Displacement (cc)	Max Power (HP)	Drive (kW/hp)	Transmission
252cm ³	7.0	Gear Drive	Forward 2, Reverse 1

Working Depth (inch)	Working Width (cm/ft)	Fuel Tank Capacity(L)	Weight (Kg)
6"	97cm/3ft	3.6	101

Lawn Mowers

Petrol Operated

RM 248



Engine Displacement	Horse Power	Cutting Width	Collector Volume
139	2.8 HP	18"	55L

RM 253 T



Engine Displacement	Horse Power	Cutting Width	Collector Volume
150	3.0 HP	20"	55L

Electric Operated

RME 235



Motor Capacity	Cutting Width	Collector Volume
1200 W	13"	30L

RME 443




Motor Capacity	Cutting Width	Collector Volume
1500 W	16"	55L

* Specifications may vary without notice.

*Images are used for representative purpose only

Your Nearest Authorized Servicing Dealer



HEAD OFFICE

ANDREAS STIHL PVT LTD

Plot No E2/5&6, Chakan MIDC, Phase III,
Tal - Khed, Pune, Maharashtra - 410 501

- ✉ info@stihl.in
- 🌐 www.stihl.in
- 📘 fb.com/stihlindia
- 📷 instagram.com/stihlindia

German Quality and Innovation



Reach us at **9028411222**